
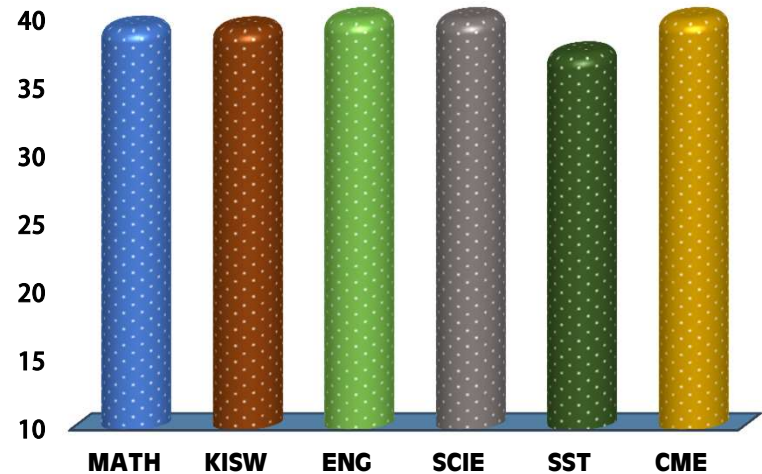
	<h1 style="margin:0;">CARMEL</h1>	
REGION: MOROGORO	SCHOOL AVERAGE: 40.9	DISTRICT: MOROGORO
SUBJECT AND GRADE PERFORMANCE ANALYSIS		

SUBJECT RANKING			
ENGLISH	44.3	89%	1
CIVIC AND MORAL EDUCATION	43.1	86%	2
SCIENCE	41.9	84%	3
MATHEMATICS	39.4	79%	4
KISWAHILI	39.3	79%	5
SOCIAL STUDIES	37.5	75%	6



SUBJECT GRADE ANALYSIS					
SUBJECT/GRADE	A	B	C	D	F
MATHEMATICS	56	26	13	3	0
KISWAHILI	50	42	6	0	0
ENGLISH	92	6	0	0	0
SCIENCE	71	26	1	0	0
SOCIAL STUDIES	27	63	7	1	0
CIVIC AND MORAL	78	19	1	0	0

OVERALL GRADE ANALYSIS			
A	64	98	79%
B	33		41%
C	1		1%
D	0		0%
F	0		0%

CHART SUBJECT ANALYSIS



SUBJECT	Average
MATH	44.3
KISW	39.3
ENG	41.9
SCIE	41.9
SST	37.5
CME	43.1

BOYS VS GIRLS PERFORMANCE				
	SAT		SAT	TOTAL
	44		55	99
41%		41%		

SEATED	98	99%
ABSENTEES	1	100%
PASSED	98	99%
FAILED	0	0%

NO	NAME	SEX	MATH		KISW		ENG		SCI		SST		CME		TOTAL	AVG	GRADE	POS
1	ABUBAKAR MOHAMED NYANGE	M	49	A	47	A	48	A	47	A	46	A	48	A	285	47.5	A	1
2	ELIA ERIGIUS MBENA	M	49	A	46	A	47	A	48	A	46	A	48	A	284	47.3	A	2
3	JOHN MAULILO KIPANYULA	M	47	A	45	A	50	A	47	A	46	A	47	A	282	47.0	A	3
4	IKUNDA AMINI KWEKA	F	48	A	45	A	45	A	47	A	42	A	48	A	275	45.8	A	4
5	ANNAVICTORIA ROBERT MDUMA	F	48	A	45	A	48	A	44	A	44	A	45	A	274	45.7	A	5
6	PATRICIA SEBASTIAN KUSAGWA	F	46	A	45	A	47	A	42	A	43	A	48	A	271	45.2	A	6.5
7	SHADYA KASSIM NGUYA	F	43	A	47	A	49	A	42	A	42	A	48	A	271	45.2	A	6.5
8	MICAH DIDAS JOSEPH	M	49	A	43	A	46	A	46	A	39	B	47	A	270	45.0	A	8
9	FRANCIS SAMWEL MZAVA	M	46	A	41	A	45	A	47	A	44	A	46	A	269	44.8	A	9
10	CARLEN CHRISTIAN KIVENULE	F	49	A	42	A	45	A	44	A	41	A	47	A	268	44.7	A	11
11	ESTER ELIAS DIMOSO	F	46	A	45	A	44	A	43	A	42	A	48	A	268	44.7	A	11
12	YUSRA MBARAKA ABEID	F	47	A	42	A	47	A	45	A	41	A	46	A	268	44.7	A	11
13	KICHOLONI SAIDI KIPARU	M	45	A	42	A	47	A	46	A	41	A	46	A	267	44.5	A	14
14	SELEMANI SALUM JUMA	M	45	A	45	A	45	A	46	A	41	A	45	A	267	44.5	A	14
15	GLORY DIDAS MALALE	F	46	A	43	A	47	A	44	A	41	A	46	A	267	44.5	A	14
16	IKRA ABDALLAH MWAIPOPO	M	45	A	42	A	46	A	46	A	40	B	47	A	266	44.3	A	17
17	DORA ROBERT MICHAEL	F	48	A	45	A	46	A	40	B	41	A	46	A	266	44.3	A	17
18	JUDITH REUBEN NYAONGE	F	48	A	41	A	46	A	43	A	42	A	46	A	266	44.3	A	17
19	MOUREEN CHARLES NDALA	F	49	A	41	A	46	A	43	A	40	B	46	A	265	44.2	A	20
20	RACHEL STRATON MGANGA	F	44	A	44	A	44	A	46	A	39	B	48	A	265	44.2	A	20
21	CAREEN ADAM KIMARIO	F	46	A	46	A	43	A	47	A	40	B	41	A	263	43.8	A	22
22	NURATH AMANI NDULI	F	41	A	44	A	45	A	47	A	38	B	48	A	263	43.8	A	22
23	AMOUR SHOMARI JUMA	M	39	B	41	A	45	A	48	A	43	A	46	A	262	43.7	A	24
24	CECILIA ALEX ERNEST	F	45	A	42	A	46	A	43	A	40	B	46	A	262	43.7	A	24
25	NAJMA MOHAMED FARIJALLAH	F	41	A	46	A	44	A	44	A	40	B	47	A	262	43.7	A	24

NO	NAME	SEX	MATH		KISW		ENG		SCI		SST		CME		TOTAL	AVG	GRADE	POS
26	BERNARD PAULO ALPHONCE	M	46	A	40	B	48	A	45	A	37	B	45	A	261	43.5	A	28
27	EZEKIEL MARTIN SASILA	M	46	A	42	A	48	A	41	A	40	B	44	A	261	43.5	A	28
28	HEFSIBA PRINCESS VENANCE SHILLINGI	F	47	A	41	A	45	A	44	A	37	B	47	A	261	43.5	A	28
29	REHEMA NASSORO KIWIGU	F	48	A	46	A	47	A	41	A	37	B	42	A	261	43.5	A	28
30	HANS ALBAN KIMARIO	M	47	A	34	B	46	A	47	A	42	A	43	A	259	43.2	A	30
31	ANDREW NICHOLAS KISININI	M	45	A	43	A	44	A	48	A	32	B	46	A	258	43.0	A	32
32	EMMILIANA PHANUEL MATIKO	F	46	A	43	A	44	A	39	B	43	A	43	A	258	43.0	A	32
33	FRANCIS PHILIMON LIGOMBE	M	42	A	39	B	44	A	47	A	41	A	44	A	257	42.8	A	34
34	GLORY SERAPHIM JOHN	F	48	A	45	A	43	A	39	B	39	B	43	A	257	42.8	A	34
35	FAHIM JUMANNE MTUMBEI	M	43	A	40	B	46	A	45	A	35	B	47	A	256	42.7	A	37
36	FRANCIS JAPHET MASIGO	M	44	A	42	A	46	A	43	A	40	B	41	A	256	42.7	A	37
37	DORIS TULINAGWE MBANGULA	F	47	A	41	A	41	A	44	A	38	B	45	A	256	42.7	A	37
38	EUNICE CHIMA JILALA	F	45	A	43	A	40	B	42	A	41	A	45	A	256	42.7	A	37
39	PROSPER RAFAEL LUVAKUBUSA	M	39	B	40	B	46	A	44	A	41	A	45	A	255	42.5	A	41
40	DORA GODFREY MCHOME	F	46	A	41	A	42	A	41	A	40	B	45	A	255	42.5	A	41
41	GLORY MALAKI MWASELE	F	43	A	38	B	45	A	41	A	42	A	46	A	255	42.5	A	41
42	SALMA MOSHI NTONGA	F	41	A	47	A	45	A	41	A	42	A	39	B	255	42.5	A	41
43	MELKIADDO HANGO KILEMWA	M	45	A	41	A	43	A	44	A	37	B	44	A	254	42.3	A	43
44	ANTONIA JOHN MGAYA	F	42	A	42	A	43	A	43	A	39	B	44	A	253	42.2	A	44
45	COSTANTIN FESTUS KWIBISA	M	42	A	37	B	47	A	42	A	37	B	47	A	252	42.0	A	46
46	LEANNE ABDALLAH MWINYIHERI	F	42	A	37	B	45	A	43	A	43	A	42	A	252	42.0	A	46
47	FLAVIANA BARIKI CHAMBULIKASI	F	43	A	38	B	46	A	43	A	35	B	46	A	251	41.8	A	48
48	JOYCE JOSEPH MILLUNGU	F	40	B	41	A	45	A	42	A	41	A	42	A	251	41.8	A	48
49	ELIMSURI WILFRED MINJA	M	43	A	39	B	46	A	44	A	38	B	40	B	250	41.7	A	50
50	MERINHO II PETER MALECELA	M	42	A	41	A	36	B	47	A	39	B	45	A	250	41.7	A	50

NO	NAME	SEX	MATH		KISW		ENG		SCI		SST		CME		TOTAL	AVG	GRADE	POS
51	HANNAH GREEN SHOMI	F	47	A	41	A	42	A	41	A	37	B	42	A	250	41.7	A	50
52	ELIZABETH EVODIUS MUTAKYAWA	F	44	A	38	B	48	A	37	B	35	B	47	A	249	41.5	A	53
53	HAPPYNESS FIDELIS MSIKE	F	44	A	43	A	41	A	39	B	38	B	44	A	249	41.5	A	53
54	JAPHET RAPHAEL ANDREW KAWAKA	M	34	B	40	B	47	A	46	A	35	B	46	A	248	41.3	A	55
55	RASHID ABEID KHALID	M	41	A	38	B	44	A	43	A	38	B	44	A	248	41.3	A	55
56	FRENK MODEST MWENDAWASAA	M	34	B	38	B	49	A	42	A	41	A	43	A	247	41.2	A	56
57	SWAPHIA SALUM ABDULAZIZ	F	36	B	44	A	44	A	37	B	38	B	47	A	246	41.0	A	57
58	ERICK GILBERT MWALWAKA	M	40	B	44	A	46	A	41	A	36	B	38	B	245	40.8	A	59
59	MAY CHRISTOPHER KASHOZA	F	40	B	44	A	43	A	39	B	39	B	40	B	245	40.8	A	59
60	JANETH VITALIS MANGALE	F	42	A	41	A	41	A	42	A	31	B	47	A	244	40.7	A	60
61	ELVIS WILLARD LUANDA	M	37	B	36	B	46	A	44	A	35	B	45	A	243	40.5	A	63
62	FAHIM RAMADHANI KULUNGE	M	39	B	35	B	45	A	45	A	36	B	43	A	243	40.5	A	63
63	BEATRICE CECIL KING`ORI	F	41	A	38	B	41	A	44	A	38	B	41	A	243	40.5	A	63
64	TURFENA STEPHEN KONEYA	F	40	B	40	B	44	A	39	B	37	B	43	A	243	40.5	A	63
65	GRAYSON WILSON MASHAUSI	M	34	B	42	A	47	A	43	A	38	B	38	B	242	40.3	B	66
66	MARK DICKSON MWAMASO	M	33	B	40	B	45	A	41	A	40	B	43	A	242	40.3	B	66
67	WILLIAM JAPHET NGUMA	M	43	A	40	B	45	A	39	B	32	B	43	A	242	40.3	B	66
68	ELDA DAVID MWASANGA	F	41	A	32	B	43	A	42	A	38	B	45	A	241	40.2	B	68
69	IANA VALENTINO NYEFYE	F	38	B	42	A	43	A	38	B	37	B	42	A	240	40.0	B	69
70	KARENGI MURAY KARENGI	M	30	C	42	A	44	A	41	A	40	B	41	A	238	39.7	B	71
71	GLADNESS GEORGE NDIMBO	F	39	B	41	A	43	A	35	B	37	B	43	A	238	39.7	B	71
72	PHILLIPA GRACIAN MAKOTA	F	38	B	36	B	44	A	40	B	37	B	43	A	238	39.7	B	71
73	WINNERSON MBAZI MWANGA	M	38	B	37	B	46	A	40	B	38	B	38	B	237	39.5	B	74
74	FURAHA MANSON MACHA	F	37	B	36	B	43	A	43	A	36	B	42	A	237	39.5	B	74
75	ISAAC BRUCE MPINA	M	28	C	35	B	45	A	45	A	38	B	44	A	235	39.2	B	75

NO	NAME	SEX	MATH		KISW		ENG		SCI		SST		CME		TOTAL	AVG	GRADE	POS
76	GRACE IPIANA MWANDIGA	F	32	B	34	B	45	A	43	A	34	B	44	A	232	38.7	B	76
77	PERIS NYENYE NTANDALO	F	37	B	40	B	45	A	36	B	31	B	42	A	231	38.5	B	77
78	JAMES ANDREW SAKAWA	M	35	B	33	B	42	A	42	A	36	B	42	A	230	38.3	B	80
79	BELINDA SILVESTER MPEKA	F	34	B	37	B	41	A	46	A	31	B	41	A	230	38.3	B	80
80	CONSOLATHA CAMILA JAMES MSIGALA	F	43	A	36	B	42	A	33	B	35	B	41	A	230	38.3	B	80
81	FAITH JAMES NGOWI	F	40	B	38	B	42	A	36	B	33	B	41	A	230	38.3	B	80
82	LOUIS ERASMI MKENDA	M	22	C	31	B	45	A	45	A	38	B	42	A	223	37.2	B	82
83	MAULID ABDALLAH MFAUME	M	29	C	26	C	43	A	45	A	40	B	38	B	221	36.8	B	83
84	ABLAH AYOUB MBAGO	F	34	B	32	B	45	A	41	A	33	B	35	B	220	36.7	B	84
85	BROWN GEOFREY GUMBI	M	30	C	30	C	45	A	40	B	36	B	37	B	218	36.3	B	85
86	VIOLA LIVINGSTON MRINA	F	34	B	38	B	42	A	34	B	29	C	38	B	215	35.8	B	86
87	CATHERINE RESPICIUS KATO	F	25	C	32	B	45	A	36	B	32	B	43	A	213	35.5	B	87
88	VIONA LIVINGSTON MRINA	F	38	B	34	B	42	A	32	B	28	C	38	B	212	35.3	B	88
89	CHRISTIAN SAIMON KIYANGA	M	20	D	34	B	43	A	39	B	35	B	39	B	210	35.0	B	89
90	KELVIN ELISANTE MWETA	M	22	C	40	B	38	B	34	B	33	B	40	B	207	34.5	B	90
91	DANIEL LUGAZIA KAHUNGU	M	23	C	28	C	47	A	37	B	32	B	38	B	205	34.2	B	91
92	CECILIA CHELESTINO BALAMA	F	24	C	29	C	42	A	33	B	38	B	38	B	204	34.0	B	92
93	EDITHMARY NATHANIEL ZAKARIA	F	17	D	32	B	40	B	45	A	27	C	42	A	203	33.8	B	93
94	BARAKA JIMMY LUMATO	M	24	C	30	C	42	A	45	A	24	C	35	B	200	33.3	B	94
95	RAHIMU HAMISI KAWANGA	M	24	C	31	B	43	A	41	A	27	C	33	B	199	33.2	B	95
96	PROSPER VINCENT VYAMANA	M	23	C	32	B	35	B	39	B	30	C	32	B	191	31.8	B	96
97	MICHELLE EVA ADOLF UNDIRI	F	15	D	31	B	44	A	34	B	29	C	36	B	189	31.5	B	97
98	CLARA VINCENT LIMO	F	25	C	27	C	36	B	24	C	20	D	30	C	162	27.0	C	98
99	INAS ISSA KATIMBA	M																